

HRS MR Passenger LIFT
 L3 / ME-0000
 CONTROLLER : DUPLEX
 RATED LOAD : 630 KG
 CABIN SPEED : 2.50 m/s
 TRAVEL : 105.300 mm
 STOPS : 33
 HEAD ROOM : 4300 mm
 PIT : 1500 mm
 FLOOR LEVEL : 1,2,3,.....,33

HRS MRL Passenger LIFT
 L1 / ME-0000
 CONTROLLER : DUPLEX
 RATED LOAD : 1000 KG
 CABIN SPEED : 2.50 m/s
 TRAVEL : 105.300 mm
 STOPS : 33
 HEAD ROOM : 4300 mm
 PIT : 1500 mm
 FLOOR LEVEL : 1,2,3,.....,33



Project : **ME-0000**
 Ref:

Lift Type : Traction LIFT HRS
 Rated Load : 630 Kg (MRL) & 1000 Kg (MR)
 Stops : 33

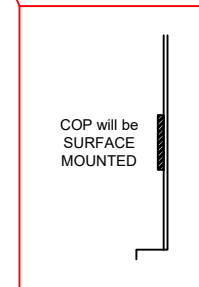
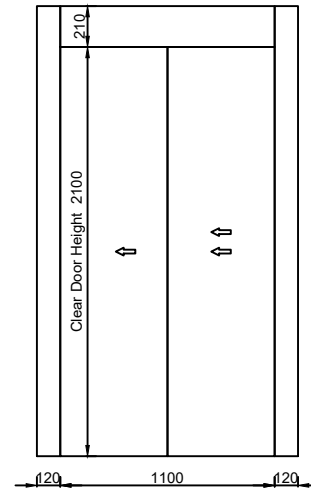
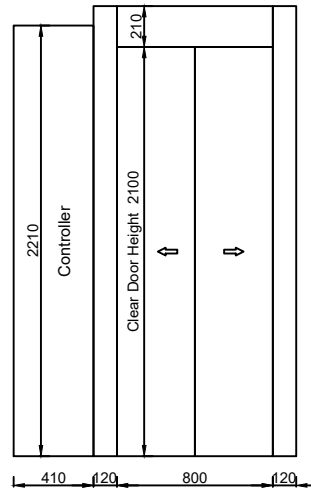
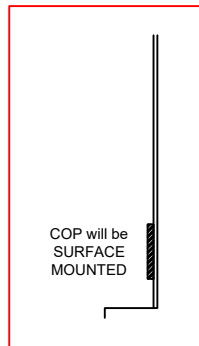
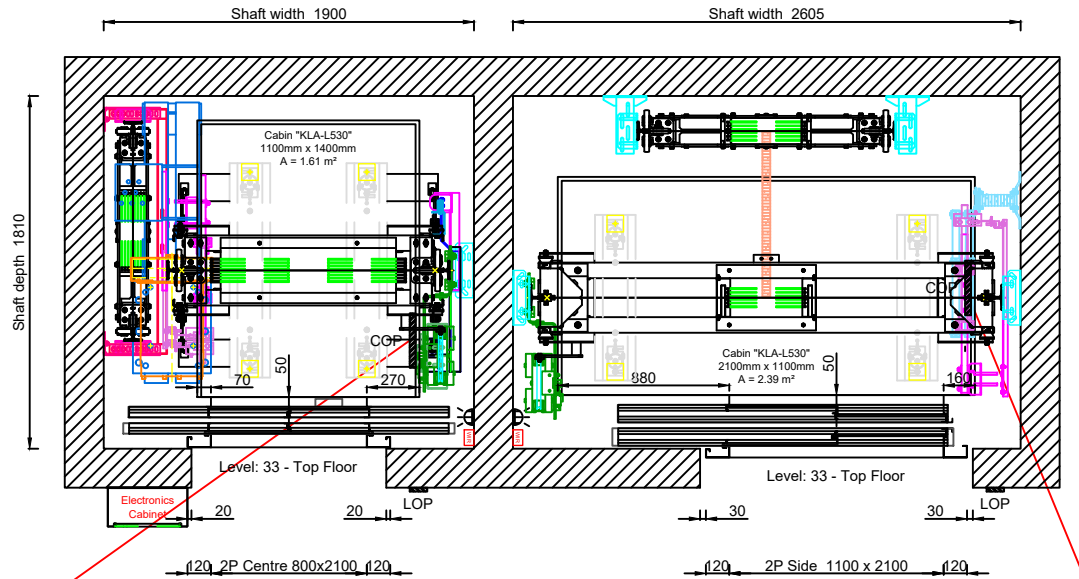
Customer : **KL RUSSIA**

Kleemann Number : **KL000000**

Rev.	Date :	Lang.	Page
00	16 / 03 / 2023	en_US	01

L3 (MRL)

L1 (MR)



HRS MR Passenger LIFT
L3 / ME-0000
CONTROLLER : DUPLEX
RATED LOAD : 630 KG
CABIN SPEED : 2.50 m/s
TRAVEL : 105.300 mm
STOPS : 33
HEAD ROOM : 4300 mm
PIT : 1500 mm
FLOOR LEVEL : 1,2,3,.....,33

HRS MRL Passenger LIFT
L1 / ME-0000
CONTROLLER : DUPLEX
RATED LOAD : 1000 KG
CABIN SPEED : 2.50 m/s
TRAVEL : 105.300 mm
STOPS : 33
HEAD ROOM : 4300 mm
PIT : 1500 mm
FLOOR LEVEL : 1,2,3,.....,33



Project : **ME-0000**
Ref:
Lift Type : Traction LIFT HRS
Rated Load : 630 Kg (MRL) & 1000 Kg (MR)
Stops : 33

Customer : **KL RUSSIA**
Kleemann Number : **KL000000**

Rev.	Date :	Lang.	Page
00	16 / 03 / 2023	en_US	01